


A Checklist for Parents-

This checklist will help you to ensure that your child is well prepared for school. The child who can do all or most of these things should settle in quickly, with confidence.

It will greatly assist if your child:

- Is used to be separated from mum/dad for several hours.
- Can say his or her first and last name clearly to others (middle names cause confusion).
- Can read his/her first name in Foundation Style printing. A sample is included in this booklet.
- Can identify own belongings and care for them.
- Is used to packing away after games and activities.
- Can dress him or herself, especially shoes/socks, jackets, raincoats and can manage clothes at the toilet.
- Can use tissues correctly.
- Can recognise the need to go to the toilet and ask correctly.
- Can correctly use a toilet (and, for boys, use a urinal, including flushing).
- Knows how to wash hands after going to the toilet.
- Knows the difference between play lunch (recess, little lunch) and lunch (big lunch).
- Can unwrap and eat a packed lunch and can manage a lunchbox and drink bottle.
- Can handle small amounts of money for ice blocks etc at the canteen.
- Is use to drawing and colouring, playing quiet activities such as puzzles and having stories read.
- Grips their pencil correctly.
- Can use a pair of scissors.
- No longer uses baby talk. For example uses 'I' and 'me' correctly.
- Knows some other children who will begin school at the same time (try to make contact with other parents in your area).



Below are some ideas to do before coming to school. Present these activities as pleasurable and fun things to do, so that preparing for school is enjoyable.

IDEAS TO DO BEFORE COMING TO 'BIG SCHOOL'.

- Practice putting on and taking off their jumper.
- Practise putting on shoes and socks.
- Go to public toilets at shopping centres etc. Let them go into the cubicle by themselves so they can practice locking and unlocking doors, using urinals and turning taps on and off to wash their hands.
- Put their lunch in a lunch box so they can practice getting food out and deciding what is for lunch and what is for recess.
- Practice using their drink bottle and bubblers.
- Practice getting food out of plastic wrap. If they are having trouble, find an alternative.
- Serve morning tea and lunch at around the same time as 'big school' (10.50am & 12.30am). This will help them to get their tummies ready to know when they will get to eat at school.
- Practice packing and carrying their school bag.
- Go for a walk around the school.
- Tie or put something on their school bag that helps them identify it as their own e.g. a key ring. Show them what it is and how their bag is different to other children's.
- Have your child with you when you label everything. This way your child will know where to look for their names if things get lost.
- Try on their new school uniform so they know how it feels.
- Model your child's name and encourage them to write it themselves.
- Read to your child every day.



Library/Home Reading Bags

Dear Parents/Caregivers,



Next year your child will be using a bag that will serve two purposes. The first use is for home reading. Every day your child will bring home a book to read, this bag will safely transport the reader to and from school. Notes from the teacher and work samples will additionally be placed inside. The second use will be their library bag. Each class will visit the library once a week and the students can borrow during this time. We are ensuring we are prepared for 2012 and have organised for these bags to be purchased this year. The school is subsidising a large proportion of the cost and therefore parents only need to pay a minimal amount of \$3.00. These bags should help protect and preserve our precious books. Please fill out the envelope below and enclose the money.


Please Find enclosed \$3.00 to pay for the school library and Home reading bag.

Name _____

Foundation style handwriting

a b c d e f g h i j k l
m n o p q r s t u v w
x y z


A B C D E F G H I J K
L M N O P Q R S
T U V W X Y Z



Dear Parents



We have children at our school who suffer from severe allergies k anaphylaxis. This condition causes a severe allergic reaction ii children.



Several foods trigger this action by exposure to the following:



Whole eggs, egg sandwiches, Peanut Butter, all varieties of nuts, Nutella, certain Muesli bars (Uncle Toby's Apricot yoghurt tops & Choc Chip muesli bars, Arnott's Kingston biscuits and M & M's.



This condition can occur simply as if sitting or playing next to another child that is eating an egg sandwich, whole egg or a product with traces of nuts.



We are seeking your assistance and co-operation by **NOT** packing any food that contain whole eggs, nuts, elements of nuts or nut products. Perhaps a variety of fresh fruit or crunchy celery /carrot sticks would be an alternative.



We understand that some children's favourite snack foods include products made from nuts or have traces of nuts, however, at Brisbane we recognise that every child should enjoy a safe, healthy educational environment.

Please save these snacks for home time.



More information can be provided by the school office.

